

50 Team Single Elimination



King of the Hill

PAYOUT

1st	\$360	# of Bowlers 75 (72 PD)	
2nd	\$178		
3rd	\$100		
4th	\$100		
5th	\$50		Cut Scores
6th	\$50		Top 14: <u>679+</u>
7th	\$50		Top 50: <u>601+</u>
8th	\$50		
9th	\$25		762
10th	\$25		Top Qualifier \$20

Kyle Kroil + Kyle Anderson

DATE: 8/8/14
 WEEK #: 11

DIL PATTERN
478A "MAN IN"

GAME POT
 for 3 game Qualifier

1st: 47 2nd: 25

EACH GAME PAYOUT

AWARD Scores

Sunday 10:00 am

Stardust Bowl III Dyer, IN

Tournament Results

	Total	Lane	Name	-1-	-2-	-3-	Total	+/-	200Average	True	Bracket	Side-Pot	Winnings
										Average	Pay Out	Pay Out	Paid Out
1	762	30	Kyle Anderson	224	260	278	762	162	254.000	\$100.00	\$37.50		
2	762	25	Kyle Krol (Y)	257	225	280	762	162	254.000	\$25.00	\$47.00		
3	728	48	Dan Perry	233	237	258	728	128	242.667	\$125.00			
4	726	21	Dakota Vostry (Y)	201	258	267	726	126	242.000	\$50.00			
5	719	41	Mitch Katic	269	227	223	719	119	239.667	\$85.00	\$47.00		
6	708	33	Matt Staninger	224	247	237	708	108	236.000	\$25.00			
7	702	18	Christian Odom (Y)	205	242	255	702	102	234.000				
8	694	29	Vinnie Trombetta	256	210	228	694	94	231.333				
9	694	32	Steven Thornton II	215	213	266	694	94	231.333	\$50.00			
10	690	44	Darrell Gilbert Jr	238	247	205	690	90	230.000	\$147.50			
11	687	34	Devin Muzzillo	219	233	235	687	87	229.000	\$50.00			
12	682	46	Brian Valenta	228	249	205	682	82	227.333	\$207.50			
13	680	28	Michael Dertz (Y)	203	265	212	680	80	226.667		\$47.00		
14	679	11	Taylor Muzzillo	223	254	202	679	79	226.333				
15	674	45	Jerry James	246	192	236	674	74	224.667				
16	670	39	Tyler Trombetta (Y)	237	231	202	670	70	223.333				
17	669	45	Kayla Riffle	227	175	267	669	69	223.000				
18	668	17	Jeremy Knowlton (Y)	247	222	199	668	68	222.667	\$45.00			
19	662	16	Al Dobrowolski	266	184	212	662	62	220.667		\$25.00		
20	660	21	Paul McElvaine	180	202	278	660	60	220.000				
21	654	19	Terrell Peterson	209	210	235	654	54	218.000				
22	654	38	Craig Keith	208	178	268	654	54	218.000	\$25.00			
23	650	43	John Riffle	202	211	237	650	50	216.667				
24	650	22	Dominic Partipilo	207	258	185	650	50	216.667	\$50.00			
25	647	18	Mike Kubacki Jr	236	184	227	647	47	215.667				
26	645	34	Tony Hubert	226	191	228	645	45	215.000				
27	644	47	Michael Davidson	238	180	226	644	44	214.667				
28	643	42	Kristen Nieter	225	202	216	643	43	214.333				
29	642	40	Tiger Tony Tanet	234	235	173	642	42	214.000	\$30.00			
30	638	37	John Verbich	184	197	257	638	38	212.667	\$25.00			
31	637	15	Nick Shupryt	246	194	197	637	37	212.333				
32	637	44	Eric Martin	195	252	190	637	37	212.333	\$10.00			
33	634	23	Bob Kammer Jr	164	258	212	634	34	211.333				
34	629	14	Paul Lundahl	233	179	217	629	29	209.667				
35	618	13	Allison Sellers	233	181	204	618	18	206.000				
36	617	24	Tyler Sadowski	227	172	218	617	17	205.667				
37	616	35	Jacob Santos	179	234	203	616	16	205.333				
38	614	31	Kevin Mikalouski	211	192	211	614	14	204.667				
39	613	19	Rich Workman	209	245	159	613	13	204.333				
40	612	31	Mike Charaus	180	210	222	612	12	204.000				
41	610	17	Eugene McCune	206	195	209	610	10	203.333	\$25.00			
42	609	23	Dane Smith (Y)	191	183	235	609	9	203.000				
43	609	42	Dakota Daniels	202	211	196	609	9	203.000				
44	609	27	Ryan Keith	190	208	211	609	9	203.000				
45	607	37	Chris Cundiff	222	194	191	607	7	202.333				
46	607	20	Shawn Sprouse	232	214	161	607	7	202.333				
47	606	15	Zack Carter	149	243	214	606	6	202.000				
48	604	25	Ryan McCoy	183	216	205	604	4	201.333				
49	603	26	Alex Clark	224	178	201	603	3	201.000				
50	601	26	Lucas Ferrando	197	181	223	601	1	200.333				
51	599	24	Donta Isabell	204	169	226	599	-1	199.667				

*Wicket 13
446*

↑ 3 Yes ↑

RCVT 9

	Total	Lane	Name	-1-	-2-	-3-	Total	+/- 200	True Average	BracketSide-Pot	Winnings
										Pay Out	Pay Out Paid Out
52	599	46	David Beck	191	213	195	599	-1	199.667		
53	592	43	Tony Melia	201	191	200	592	-8	197.333		
54	591	40	Clayton Staniszeski	252	150	189	591	-9	197.000		
55	590	36	Kevin Reyes	190	210	190	590	-10	196.667		
56	581	12	Shaun Quinn Jr (Y)	200	221	160	581	-19	193.667		
57	580	14	Ryan Burks	195	209	176	580	-20	193.333		
58	576	20	Gary Clark Sr	173	203	200	576	-24	192.000	\$10.00	
59	572	28	Adam Keith	143	194	235	572	-28	190.667		
60	568	39	Steve Rogers	207	159	202	568	-32	189.333		
61	564	41	Ryan Hernandez	165	204	195	564	-36	188.000		
62	563	32	Carly Larson (Y)	193	205	165	563	-37	187.667		
63	560	47	Lauren Hart	170	193	197	560	-40	186.667		
64	558	30	Justin Finnen (Y)	183	203	172	558	-42	186.000		
65	544	36	Kevin McCune (Y)	184	186	174	544	-56	181.333		
66	535	16	Tyler Cook (Y)	135	171	229	535	-65	178.333		
67	532	22	Nick Lopez	161	167	204	532	-68	177.333		
68	532	35	Alex Dunlap III	190	159	183	532	-68	177.333		
69	531	11	Marty Freeborn (Y)	170	207	154	531	-69	177.000		
70	526	38	Tim Lobo	174	161	191	526	-74	175.333		
71	509	29	Stephen Bennett Jr	176	176	157	509	-91	169.667		
72	504	13	AJ Weedon (Y)	154	181	169	504	-96	168.000		
73	503	33	Jamie Zega (Y)	191	118	194	503	-97	167.667		
74	492	12	Brian Cast	166	161	165	492	-108	164.000		
75	490	27	Carrington Sanders	173	159	158	490	-110	163.333		

Man In 47ft



Oil Pattern Distance:	47 Feet	Reverse Brush Drop:	47	Oil Per Board:	40 uL
Forward Oil Total:	15.16 mL	Reverse Oil Total:	9.72 mL	Volume Oil Total:	24.88 mL
Forward Boards Crossed:	379 Boards	Reverse Boards Crossed:	243 Boards	Total Boards Crossed:	622 Boards

Start	Stop	Loads	Speed	Crossed	Start	End	Feet	T.Oil
1	2L 2R	2	10	74	0.0	1.4	1.4	2960
2	3L 3R	1	10	35	1.4	2.8	1.4	1400
3	6L 6R	2	10	58	2.8	5.6	2.8	2320
4	14L 14R	4	14	52	5.6	13.5	7.9	2080
6	14L 14R	4	14	52	13.5	21.4	7.9	2080
8	14L 14R	3	14	39	21.4	27.3	5.9	1560
7	14L 14R	2	18	26	27.3	32.4	5.1	1040
8	11L 11R	1	26	19	32.4	36.0	3.6	760
9	13L 13R	1	26	15	36.0	39.6	3.6	600
10	16L 16R	1	18	9	39.6	42.1	2.5	360
11	2L 2R	0	30	0	42.1	47.0	4.9	0

Navigation: Forward Reverse More

Start	Stop	Loads	Speed	Crossed	Start	End	Feet	T.Oil
1	2L 2R	0	30	0	47.0	32.0	-15.0	0
2	2L 2R	1	18	37	32.0	29.5	-2.5	1480
3	15L 15R	4	14	44	29.5	21.6	-7.9	1760
4	14L 14R	4	14	52	21.6	13.7	-7.9	2080
5	13L 13R	2	14	30	13.7	9.8	-3.9	1200
6	12L 12R	1	14	17	9.8	7.9	-1.9	680
7	11L 11R	1	14	19	7.9	6.0	-1.9	760
8	10L 10R	1	14	21	6.0	4.1	-1.9	840
9	9L 9R	1	14	23	4.1	2.2	-1.9	920
10	2L 2R	0	14	0	2.2	0.0	-2.2	0

Navigation: Forward Reverse More

Conditioner:
Type In or Select One

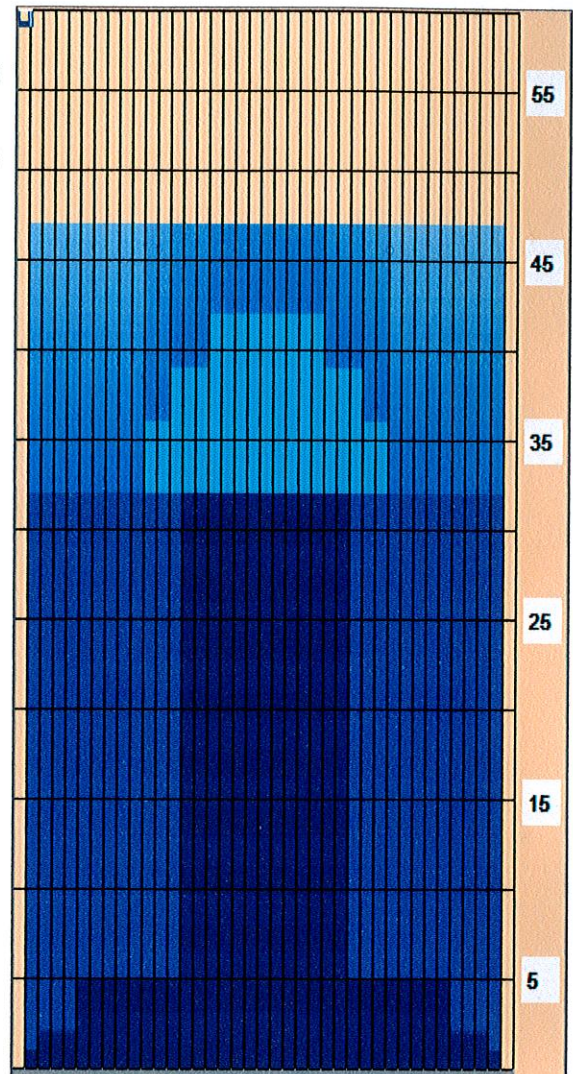
TransferType:
Type In or Select One

Forward

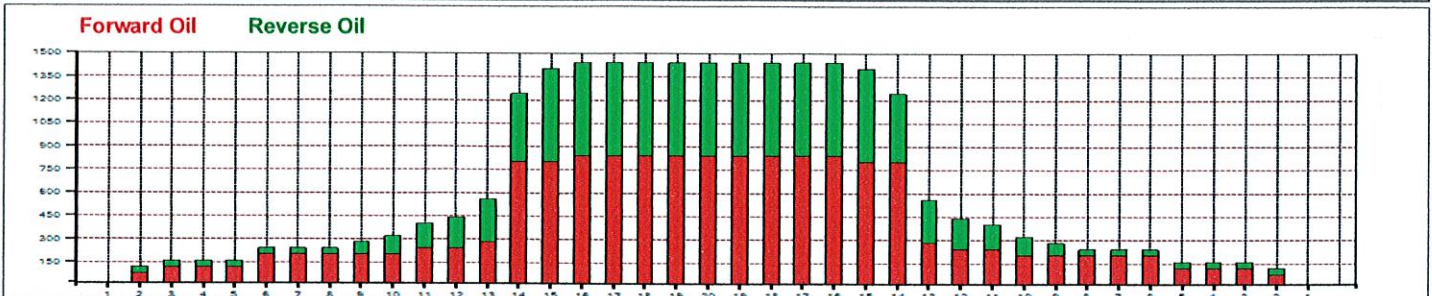
Reverse

Combined

Buff



Item	3L-7L:18L-18R	8L-12L:18L-18R	13L-17L:18L-18R	18L-18R:17R-13R	18L-18R:12R-8R	18L-18R:7R-3R
Description	Outside Track:Middle	Middle Track:Middle	Inside Track:Middle	Middle:Inside Track	Middle:Middle Track	Middle:Outside Track
Track Zone Ratio	7.5	4.29	1.18	1.18	4.29	7.5





Man In 47ft

Oil Per Board: 40 uL

Oil Pattern Distance: 47 Feet

Volume Oil Total: 24.88 mL

Total Boards Crossed: 622 Boards

Forward Oil Total: 15.16 mL
 Forward Boards Crossed: 379 Boards

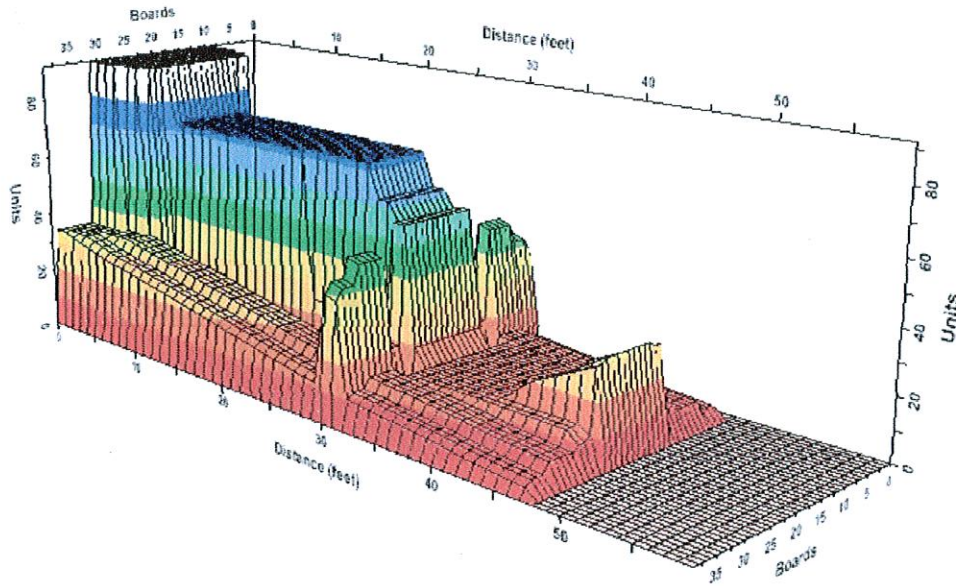
Reverse Oil Total: 9.72 mL
 Reverse Boards Crossed: 243 Boards

	Start	Stop	Loads	Speed	Crossed	Start	End	Feet	T.Oil
1	2L	2R	2	10	74	0.0	1.4	1.4	2960
2	3L	3R	1	10	35	1.4	2.8	1.4	1400
3	6L	6R	2	10	56	2.8	5.6	2.8	2320
4	14L	14R	4	14	52	5.6	13.5	7.9	2080
5	14L	14R	4	14	52	13.5	21.4	7.9	2080
6	14L	14R	3	14	39	21.4	27.3	5.9	1560
7	14L	14R	2	18	26	27.3	32.4	5.1	1040
8	11L	11R	1	26	19	32.4	36.0	3.6	760
9	13L	13R	1	26	15	36.0	39.6	3.6	600
10	16L	16R	1	18	9	39.6	42.1	2.5	360
11	2L	2R	0	30	0	42.1	47.0	4.9	0

Navigation: Forward Reverse More

	Start	Stop	Loads	Speed	Crossed	Start	End	Feet	T.Oil
1	2L	2R	0	30	0	47.0	32.0	-15.0	0
2	2L	2R	1	18	37	32.0	29.5	-2.5	1480
3	15L	15R	4	14	44	29.5	21.6	-7.9	1760
4	14L	14R	4	14	52	21.6	13.7	-7.9	2080
5	13L	13R	2	14	30	13.7	9.8	-3.9	1200
6	12L	12R	1	14	17	9.8	7.9	-1.9	680
7	11L	11R	1	14	19	7.9	6.0	-1.9	760
8	10L	10R	1	14	21	6.0	4.1	-1.9	840
9	9L	9R	1	14	23	4.1	2.2	-1.9	920
10	2L	2R	0	14	0	2.2	0.0	-2.2	0

Navigation: Forward Reverse More



- Left 90°
- Left 45°
- Front 0°
- Front 45°
- Overhead
- Right 90°
- Right 45°