

50 Team Single Elimination



King of the Hill

PAYOUT

1st	\$360
2nd	\$180
3rd	\$101
4th	\$101
5th	\$50
6th	\$50
7th	\$50
8th	\$50
9th	\$25
10th	\$25
11th	\$25
12th	\$25
13th	\$25
14th	\$25
15th	\$25
16th	\$25

of Bowlers
86 (83 PD)

Cut Scores
Top 14: 559+
Top 50: 470+

643
Top Qualifier
\$20
Kyle Kroil (Y)

DATE: 6/13/14
Week # 4

DIL PATTERN
46ft Shawn's S.O.B.
Reverse Block

GAME POT
for 3 game Qualifier

1st \$53 2nd \$30

EACH GAME PAYOUT

AWARD Scores

Sunday 10:00 am

Stardust Bowl III Dyer, IN

Tournament Results

	Total	Lane	Name	-1-	-2-	-3-	Total	+/-	True 200Average	Bracket Pay Out	Side-Pot Pay Out	Winnings Paid Out
1	643	12	Kyle Krol (Y)	208	190	245	643	43	214.333	\$50		\$50 + \$0
2	631	11	Brett Wagner	223	194	214	631	31	210.333	\$125.00		
3	616	48	Andy Soukup	199	179	238	616	16	205.333	\$125.00	\$30.00	
4	616	14	Livio Bolzon (Y)	244	183	189	616	16	205.333		\$30.00	\$101
5	601	11	Jeremy Knowlton (Y)	171	212	218	601	1	200.333			\$50
6	598	31	Kym Gossett	200	195	203	598	-2	199.333			\$50
7	594	30	Dave Latta Jr	195	200	199	594	-6	198.000			
8	594	17	Devin Muzzillo	255	191	148	594	-6	198.000	\$45.00	\$52.00	\$25
9	593	32	Kyle Anderson	185	208	200	593	-7	197.667	\$50.00		\$180
10	568	45	Josh Powell (Y)	191	187	190	568	-32	189.333			
11	567	25	Darrell Gilbert Jr	201	174	192	567	-33	189.000	\$35.00		\$25
12	564	38	Daniel Payne	179	150	235	564	-36	188.000			
13	561	23	Dakota Vostry (Y)	186	195	180	561	-39	187.000			\$25
14	559	20	Bob Kammer Jr	143	222	194	559	-41	186.333	\$70.00	\$41.00	\$25
15	559	12	Nicole Powell (Y)	167	222	170	559	-41	186.333		\$41.00	\$50
16	558	19	Scott Dzierba	176	192	190	558	-42	186.000			\$25
17	554	14	John Riffle	198	191	165	554	-46	184.667	\$155.00		
18	552	37	Ari Wilson	140	203	209	552	-48	184.000			
19	551	23	Eugene McCune	191	180	180	551	-49	183.667	\$202.50		
20	549	29	Justin Hauser	177	192	180	549	-51	183.000			
21	539	24	Aaron Lintz	182	205	152	539	-61	179.667			
22	539	43	Ryan McCoy	168	191	180	539	-61	179.667	\$27.50		
23	538	41	Joe Bowers	220	180	138	538	-62	179.333			
24	538	21	Gary Clark Sr	136	213	189	538	-62	179.333			
25	538	19	Paul Lundahl	159	158	221	538	-62	179.333			
26	537	35	Bobby Schmidt	215	152	170	537	-63	179.000			\$25
27	536	31	Rob Krooswyk	180	160	196	536	-64	178.667	\$50.00		
28	533	28	Megan Heflin (Y)	147	205	181	533	-67	177.667			
29	533	18	Kevin Fanter	144	193	196	533	-67	177.667			
30	530	20	Tyler Trombetta (Y)	172	169	189	530	-70	176.667			\$101
31	525	13	Robert Smith	170	183	172	525	-75	175.000	\$10.00		
32	525	13	Josh Dory (Y)	149	197	179	525	-75	175.000			
33	524	23	Justin Finnen (Y)	213	167	144	524	-76	174.667			
34	516	37	Candice Tovo	180	188	148	516	-84	172.000			\$25
35	516	31	Stephen Alford	190	185	141	516	-84	172.000			
36	506	26	David Beck	184	155	167	506	-94	168.667	\$10.00		
37	501	30	Allison Sellers	179	165	157	501	-99	167.000			
38	501	27	Carly Larson (Y)	141	151	209	501	-99	167.000			
39	500	40	AJ Weedon	172	175	153	500	-100	166.667			
40	499	33	Mike Svilar	182	149	168	499	-101	166.333			
41	499	42	Lisa Gulick	188	148	163	499	-101	166.333			
42	497	48	Terrell Peterson	203	148	146	497	-103	165.667	\$10.00		\$360
43	496	43	Kelly Muzzillo	183	148	165	496	-104	165.333			
44	491	21	Tim Lobo	138	181	172	491	-109	163.667			\$25
45	490	28	Jason Banicki	212	125	153	490	-110	163.333			
46	490	33	Jason Robinson	174	166	150	490	-110	163.333			
47	488	39	Adam Wrycha (Y)	143	196	149	488	-112	162.667			
48	484	25	Tim Victor	154	200	130	484	-116	161.333			
49	474	16	Vinnie Trombetta	146	156	172	474	-126	158.000			
50	470	29	Mark Eaton	171	154	145	470	-130	156.667			
51	469	15	Brian Cast	191	154	124	469	-131	156.333			

Lucky 13
\$108 winner

↑ Byes ↑

↑ CUT ↑

	Total	Lane	Name	-1-	-2-	-3-	Total	+/- 200	True Average	Bracket Side-Pots Pay Out	Winnings Paid Out
52	468	22	Bobby Kammer	169	143	156	468	-132	156.000		
53	467	36	Alex Dunlap III	150	181	136	467	-133	155.667	\$20.00	
54	467	40	Randy Denison	142	122	203	467	-133	155.667		
55	464	22	Michael Dertz (Y)	146	145	173	464	-136	154.667		
56	462	47	Josh Larson	135	180	147	462	-138	154.000	\$10.00	
57	454	47	Stevie Anderson	144	133	177	454	-146	151.333		
58	452	34	Jeremy Migonis	133	140	179	452	-148	150.667		
59	452	32	Zack Carter	158	161	133	452	-148	150.667		
60	447	42	Steve Bennett Sr	168	148	131	447	-153	149.000		
61	444	44	Kyle Wilkening	169	158	117	444	-156	148.000		
62	442	26	George Witkowski	160	115	167	442	-158	147.333		
63	439	18	AJ Roche	140	148	151	439	-161	146.333		
64	438	17	Cody Parkhurst	120	174	144	438	-162	146.000		
65	437	25	Nate Sipe	172	132	133	437	-163	145.667		
66	436	35	Corey Duck (Y)	161	149	126	436	-164	145.333		
67	431	46	Andre Parker	161	124	146	431	-169	143.667		
68	420	45	Kevin Reyes	113	145	162	420	-180	140.000		
69	413	16	Eric Marcotte	141	115	157	413	-187	137.667		
70	410	15	David Penfold	181	118	111	410	-190	136.667		
71	409	27	Jessica Sellers (Y)	155	114	140	409	-191	136.333		
72	403	17	Chuck Podkul	116	131	156	403	-197	134.333		
73	397	46	Tim Tillson	132	131	134	397	-203	132.333		
74	393	24	Andrew Kammer	125	129	139	393	-207	131.000		
75	391	27	AJ Flores	143	103	145	391	-209	130.333		
76	387	34	Ciara Lafata	118	114	155	387	-213	129.000		
77	385	29	Jacob Deweese (Y)	157	133	95	385	-215	128.333		
78	377	38	Kyle Hennelly	146	134	97	377	-223	125.667		
79	361	21	Marty Freeborn (Y)	94	113	154	361	-239	120.333		
80	347	39	Rich Workman	116	108	123	347	-253	115.667		
81	342	15	Dave Kopera (Y)	90	130	122	342	-258	114.000		
82	337	36	Stephen Bennett	136	112	89	337	-263	112.333		
83	328	19	Dylon Rabe	136	108	84	328	-272	109.333		
84	324	41	Deon Jones Jr (Y)	100	106	118	324	-276	108.000		
85	322	44	Deon Jones Sr	109	110	103	322	-278	107.333		
86	207	13	Chris Holycross	101	105	1	207	-393	69.000		

Shaun's SOB (Spots Out of Bounds) 46ft



Oil Pattern Distance: 46 Feet **Reverse Brush Drop:** 46 **Oil Per Board:** 40 uL
Forward Oil Total: 16.2 mL **Reverse Oil Total:** 8.84 mL **Volume Oil Total:** 25.04 mL
Forward Boards Crossed: 405 Boards **Reverse Boards Crossed:** 221 Boards **Total Boards Crossed:** 626 Boards

	Start	Stop	Loads	Speed	Crossed	Start	End	Feet	T.Oil
1	2L	2R	5	14	185	0.0	7.9	7.9	7400
2	4L	4R	2	14	66	7.9	11.8	3.9	2640
3	9L	9R	2	10	46	11.8	14.6	2.8	1840
4	11L	11R	2	10	38	14.6	17.4	2.8	1520
5	6L	10L	2	14	10	17.4	21.3	3.9	400
6	10R	6R	2	14	10	21.3	25.2	3.9	400
7	6L	10L	3	10	15	25.2	29.4	4.2	600
8	10R	6R	3	10	15	29.4	33.6	4.2	600
9	3L	6L	2	10	8	33.6	36.4	2.8	320
10	6R	3R	2	10	12	36.4	39.2	2.8	480
11	2L	2R	0	10	0	39.2	46.0	6.8	0

⏪ ⏩ ⏴ ⏵ Forward Reverse More

	Start	Stop	Loads	Speed	Crossed	Start	End	Feet	T.Oil
1	2L	2R	0	30	0	46.0	40.0	-6.0	0
2	3L	8L	2	14	12	40.0	36.1	-3.9	480
3	8R	3R	2	14	12	36.1	32.2	-3.9	480
4	3L	8L	3	10	18	32.2	28.0	-4.2	720
5	8R	3R	3	10	18	28.0	23.8	-4.2	720
6	6L	10L	2	10	10	23.8	21.0	-2.8	400
7	10R	6R	2	10	10	21.0	18.2	-2.8	400
8	6L	10L	3	10	15	18.2	14.0	-4.2	600
9	10R	6R	3	10	15	14.0	9.8	-4.2	600
10	2L	2R	3	10	111	9.8	5.6	-4.2	4440
11	2L	2R	0	10	0	5.6	0.0	-5.6	0

⏪ ⏩ ⏴ ⏵ Forward Reverse More

Conditioner:
 Type In or Select One

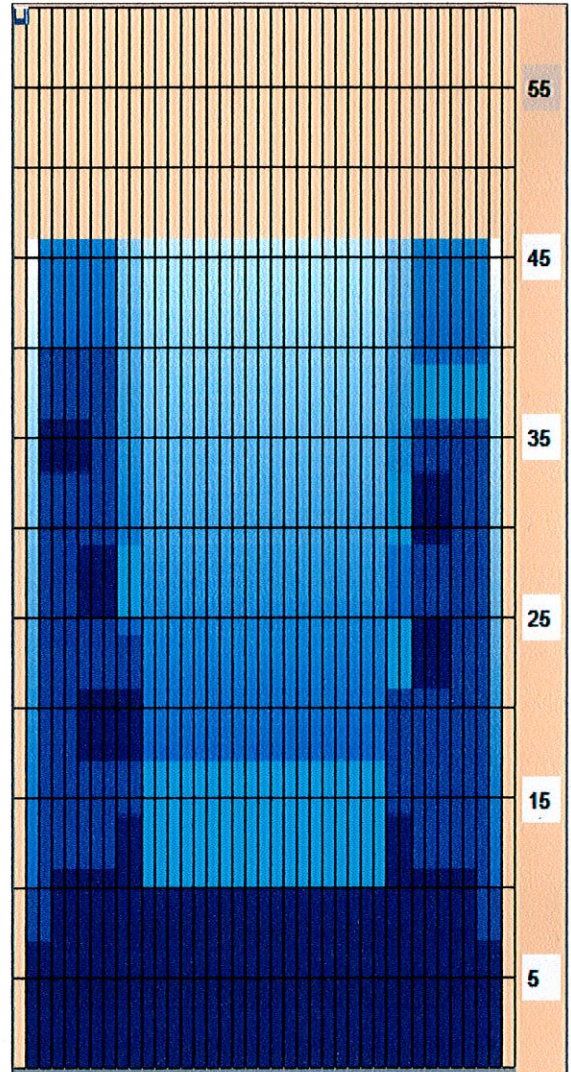
TransferType:
 Type In or Select One

Forward

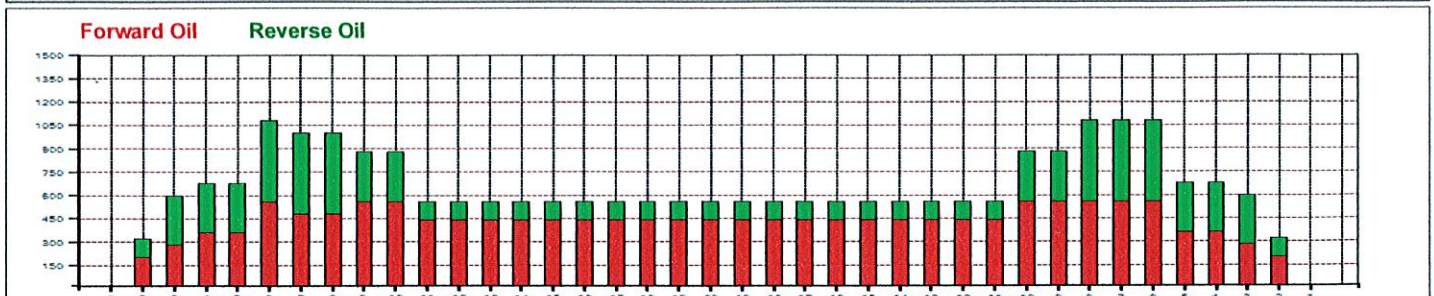
Reverse

Combined

Buff



Item	3L-7L:18L-18R	8L-12L:18L-18R	13L-17L:18L-18R	18L-18R:17R-13R	18L-18R:12R-8R	18L-18R:7R-3R
Description	Outside Track:Middle	Middle Track:Middle	Inside Track:Middle	Middle: Inside Track	Middle:Middle Track	Middle:Outside Track
Track Zone Ratio	0.69	0.72	1	1	0.71	0.68





Shaun's SOB (Spots Out of Bounds) 46ft

Oil Per Board: 40 uL

Oil Pattern Distance: 46 Feet

Volume Oil Total: 26.64 mL

Total Boards Crossed: 666 Boards

Forward Oil Total:

17.4 mL
435 Boards

Reverse Oil Total:

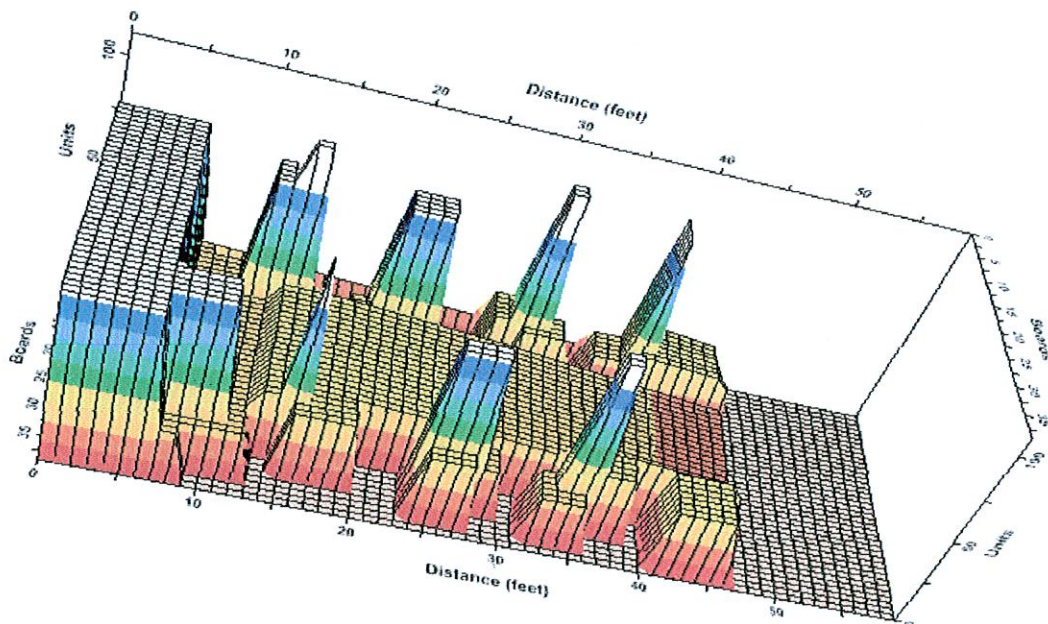
9.24 mL
231 Boards

	Start	Stop	Loads	Speed	Crossed	Start	End	Feet	T.Oil
1	2L	2R	5	14	185	0.0	7.9	7.9	7400
2	4L	4R	2	14	65	7.9	11.8	3.9	2540
3	9L	9R	2	10	45	11.8	14.6	2.8	1640
4	11L	11R	2	10	38	14.6	17.4	2.8	1520
5	6L	10L	3	14	15	17.4	23.3	5.9	600
6	10R	6R	3	14	15	23.3	29.2	5.9	600
7	6L	10L	3	10	15	29.2	33.4	4.2	600
8	10R	6R	3	10	15	33.4	37.6	4.2	600
9	3L	10L	2	10	16	37.6	40.4	2.8	640
10	9R	2R	3	10	24	40.4	44.6	4.2	960
11	2L	2R	0	18	0	44.6	46.0	1.4	0

Navigation: Forward Reverse More

	Start	Stop	Loads	Speed	Crossed	Start	End	Feet	T.Oil
1	2L	2R	0	30	0	46.0	40.0	-6.0	0
2	3L	8L	2	14	12	40.0	36.1	-3.9	480
3	9R	3R	2	14	12	36.1	32.2	-3.9	480
4	3L	8L	3	10	18	32.2	28.0	-4.2	720
5	9R	3R	3	10	18	28.0	23.9	-4.2	720
6	6L	10L	3	10	15	23.9	19.6	-4.2	600
7	10R	6R	3	10	15	19.6	15.4	-4.2	600
8	6L	10L	3	10	15	15.4	11.2	-4.2	600
9	10R	6R	3	10	15	11.2	7.0	-4.2	600
10	2L	2R	3	10	111	7.0	2.8	-4.2	4440
11	2L	2R	0	10	0	2.8	0.0	-2.8	0

Navigation: Forward Reverse More



- Left 90°
- Left 45°
- Front 0°
- Front 45°
- Overhead
- Right 90°
- Right 45°