

50 Team Single Elimination



King of the Hill

PAYOUT

1st	\$380	# of Bowlers
2nd	\$190	91 (89 po)
3rd	\$108	Cut Scores
4th	\$108	Top 14: 647+
5th	\$60	Top 50: 568+
6th	\$60	
7th	\$60	
8th	\$60	
9th	\$25	
10th	\$25	729
11th	\$25	Top Qualifier
12th	\$25	\$20
13th	\$25	Ryan McCoy
14th	\$25	
15th	\$25	
16th	\$25	

DATE: 6/20/14
 Week # 5

DIL PATTERN
36ft Raise Your Glass

GAME POT
 for 3 game Qualifier

1st \$55 2nd \$34

EACH GAME PAYOUT

AWARD Scores

King of the Hill

Sunday 10:00 am

Stardust Bowl III Dyer, IN

Tournament Results

	Total	Lane	Name	-1-	-2-	-3-	Total	+/-	200Average	True	Bracket	Side-Pots	Winnings
											Pay Out	Pay Out	Paid Out
1	729	31	Ryan McCoy	268	256	205	729	129	243.000	\$30.00	\$55.00		+20
2	710	17	Ryan Pitman	248	193	269	710	110	236.667	\$175.00	\$55.00		*108
3	684	41	John Verbich	179	278	227	684	84	228.000	\$245.00	\$55.00		
4	682	33	Tim Smith	214	266	202	682	82	227.333		\$34.00		
5	681	37	Aaron Lorincz	265	209	207	681	81	227.000	\$230.00	\$34.00		
6	674	20	Blaine Allred	224	248	202	674	74	224.667	\$30.00			
7	673	32	David Cofer	237	231	205	673	73	224.333	\$20.00			
8	665	43	Al Dobrowolski	226	214	225	665	65	221.667				
9	663	18	John Riffle	223	230	210	663	63	221.000	\$335.00			*60
10	659	31	Kym Gossett	234	167	258	659	59	219.667		\$34.00		
11	656	34	Eugene McCune	195	232	229	656	56	218.667	\$405.00			
12	652	28	Stephen Bennett Jr	245	184	223	652	52	217.333				
13	651	20	Nicole Powell (Y)	200	205	246	651	51	217.000				*25
14	647	17	Perry Sibby	196	196	255	647	47	215.667				*60
15	631	47	Tim Lobo	185	225	221	631	31	210.333				
16	630	27	Ethan Hansen	183	223	224	630	30	210.000				
17	625	15	Allison Sellers	194	203	228	625	25	208.333				
18	624	27	Tyler Trombetta (Y)	186	212	226	624	24	208.000				
19	624	42	Cody Surges (Y)	189	222	213	624	24	208.000				
20	622	48	Dane Smith (Y)	244	187	191	622	22	207.333				
21	621	24	Elliot Smith	223	205	193	621	21	207.000				*380
22	616	36	Kayla Riffle	234	182	200	616	16	205.333				
23	613	32	Zach Maciejewski	211	202	200	613	13	204.333				
24	612	19	Kyle Hennelly	183	230	199	612	12	204.000				
25	608	23	Matt Staninger	193	192	223	608	8	202.667				+25
26	605	44	Jason Mulvihill	203	172	230	605	5	201.667				
27	601	11	Terrell Peterson	237	182	182	601	1	200.333				*25
28	597	21	Nathan Maciejewski	211	214	172	597	-3	199.000				*60
29	596	31	Devin Muzzillo	210	160	226	596	-4	198.667				*25
30	594	29	Matt Ruehl	229	172	193	594	-6	198.000				
31	592	22	David Penfold	196	197	199	592	-8	197.333				
32	591	46	Rob Krooswyk	171	197	223	591	-9	197.000				
33	591	12	Matt Scherer	202	187	202	591	-9	197.000				*108
34	591	19	Tyler Vostry	182	187	222	591	-9	197.000				
35	586	44	Mike Kubacki Jr	196	228	162	586	-14	195.333				
36	584	26	AJ Flores	212	171	201	584	-16	194.667				
37	582	23	David Beck	238	154	190	582	-18	194.000				*25
38	579	41	Tim Turensek	213	186	180	579	-21	193.000				*60
39	577	39	Kyle Anderson	207	182	188	577	-23	192.333				
40	575	19	Allen Brothers	161	224	190	575	-25	191.667				
41	574	35	Corey Duck (Y)	194	162	218	574	-26	191.333				
42	573	35	Bobby Schmidt	190	199	184	573	-27	191.000				*25
43	572	48	AJ Weedon	173	187	212	572	-28	190.667				*190
44	570	30	Vinnie Trombetta	192	200	178	570	-30	190.000				
45	570	34	Ryan Hernandez	173	216	181	570	-30	190.000				
46	570	28	Tim Victor	152	237	181	570	-30	190.000				
47	569	13	Darrell Gilbert Jr	169	177	223	569	-31	189.667				
48	569	35	Jason Banicki	169	188	212	569	-31	189.667				*25
49	568	14	Micah Carter	191	163	214	568	-32	189.333				
50	568	16	Scott Dzierba	196	203	169	568	-32	189.333				*25
51	566	43	Ari Wilson	193	193	180	566	-34	188.667				

Handwritten notes:
 ✓ Luckey 13 \$48
 ↑ Bigger ↑

Handwritten note:
 ↑ cut ↑

	Total	Lane	Name	-1-	-2-	-3-	Total	+/- 200	True Average	BracketSide-Pot	Winnings
										Pay Out	Pay Out Paid Out
52	565	21	Livio Bolzon (Y)	145	227	193	565	-35	188.333		
53	564	14	Marty Freeborn (Y)	174	214	176	564	-36	188.000		
54	560	25	Justin Finnen (Y)	195	139	226	560	-40	186.667		
55	558	15	Gary Clark Sr	156	184	218	558	-42	186.000		
56	557	33	Tyler Hansen (Y)	180	191	186	557	-43	185.667		
57	557	41	Paul Lundahl	137	225	195	557	-43	185.667		
58	555	45	Ryan Smith	201	175	179	555	-45	185.000		
59	551	38	Dave Kopera (Y)	197	177	177	551	-49	183.667		
60	550	38	Kevin Mikalouski	212	148	190	550	-50	183.333		
61	549	29	Cody Parkhurst	159	211	179	549	-51	183.000		
62	547	42	Rich Workman	166	183	198	547	-53	182.333		
63	544	27	Jessica Earnest	166	159	219	544	-56	181.333		
64	541	13	Randy Mewes	137	180	224	541	-59	180.333		
65	538	45	Candice Tovo	175	169	194	538	-62	179.333		
66	533	36	Stevie Anderson	174	180	179	533	-67	177.667		
67	533	39	Daniel Payne	171	194	168	533	-67	177.667		
68	530	25	Bob Grose	188	141	201	530	-70	176.667		
69	528	46	Alex Rios	245	155	128	528	-72	176.000		
70	524	23	Logan Rosing (Y)	203	168	153	524	-76	174.667		
71	522	47	Lisa Dickerson	176	173	173	522	-78	174.000		
72	517	40	Chris Watson	187	153	177	517	-83	172.333		
73	513	18	Dominic Partipilo	128	195	190	513	-87	171.000		
74	508	25	Dakota Vostry (Y)	170	156	182	508	-92	169.333		
75	507	16	Lauren Hart	133	187	187	507	-93	169.000		
76	498	37	Josh Dory (Y)	176	157	165	498	-102	166.000		
77	498	13	Alex Dunlap III	169	136	193	498	-102	166.000		
78	494	33	Steve Tobolt	147	164	183	494	-106	164.667		
79	494	21	Andrew Kammer	151	186	157	494	-106	164.667		
80	493	22	Nathaniel Drayton	190	144	159	493	-107	164.333		
81	491	26	Brian Cast	137	186	168	491	-109	163.667		
82	491	15	Trent Mitchell (Y)	191	120	180	491	-109	163.667		
83	486	39	Jonathan Payne (Y)	153	176	157	486	-114	162.000		
84	485	40	Shawn Sprouse	174	131	180	485	-115	161.667		
85	478	24	Tony Melia	155	188	135	478	-122	159.333		
86	477	17	Robert Smith	171	176	130	477	-123	159.000		
87	451	37	Marissa Yadron	161	158	132	451	-149	150.333		
88	447	30	Kayla Yadron (Y)	170	126	151	447	-153	149.000		
89	405	29	John Holland	136	124	145	405	-195	135.000		
90	397	12	Kevin Reyes	152	112	133	397	-203	132.333		
91	391	11	Kris Melia	129	123	139	391	-209	130.333		

Raise Your Glass 36ft



Oil Pattern Distance:	36 Feet	Reverse Brush Drop:	36	Oil Per Board:	40 uL
Forward Oil Total:	12.64 mL	Reverse Oil Total:	8.28 mL	Volume Oil Total:	20.92 mL
Forward Boards Crossed:	316 Boards	Reverse Boards Crossed:	207 Boards	Total Boards Crossed:	523 Boards

	Start	Stop	Loads	Speed	Crossed	Start	End	Feet	T.Oil
1	10L	10R	3	10	63	0.0	2.8	2.8	2520
2	10L	10R	2	14	42	2.8	6.7	3.9	1680
3	15L	15R	2	18	22	6.7	11.8	5.1	880
4	15L	15R	2	18	22	11.8	16.9	5.1	880
5	14L	14R	2	18	26	16.9	22.0	5.1	1040
6	10L	10R	1	18	21	22.0	24.5	2.5	840
7	8L	8R	1	18	25	24.5	27.0	2.5	1000
8	6L	6R	1	18	29	27.0	29.5	2.5	1160
9	5L	5R	1	18	31	29.5	32.0	2.5	1240
10	3L	3R	1	18	35	32.0	34.5	2.5	1400
11	2L	2R	0	22	0	34.5	36.0	1.5	0

Navigation: Forward Reverse More

	Start	Stop	Loads	Speed	Crossed	Start	End	Feet	T.Oil
1	2L	2R	0	30	0	36.0	29.0	-7.0	0
2	2L	2R	1	22	37	29.0	25.9	-3.1	1480
3	2L	2R	1	22	37	25.9	22.8	-3.1	1480
4	10L	10R	2	22	42	22.8	16.6	-6.2	1680
6	13L	13R	2	18	30	16.6	11.5	-5.1	1200
6	13L	13R	1	18	15	11.5	9.0	-2.5	600
7	12L	12R	1	18	17	9.0	6.5	-2.5	680
8	6L	6R	1	18	29	6.5	4.0	-2.5	1160
9	2L	2R	0	18	0	4.0	0.0	-4.0	0

Navigation: Forward Reverse More

Conditioner:
Type In or Select One

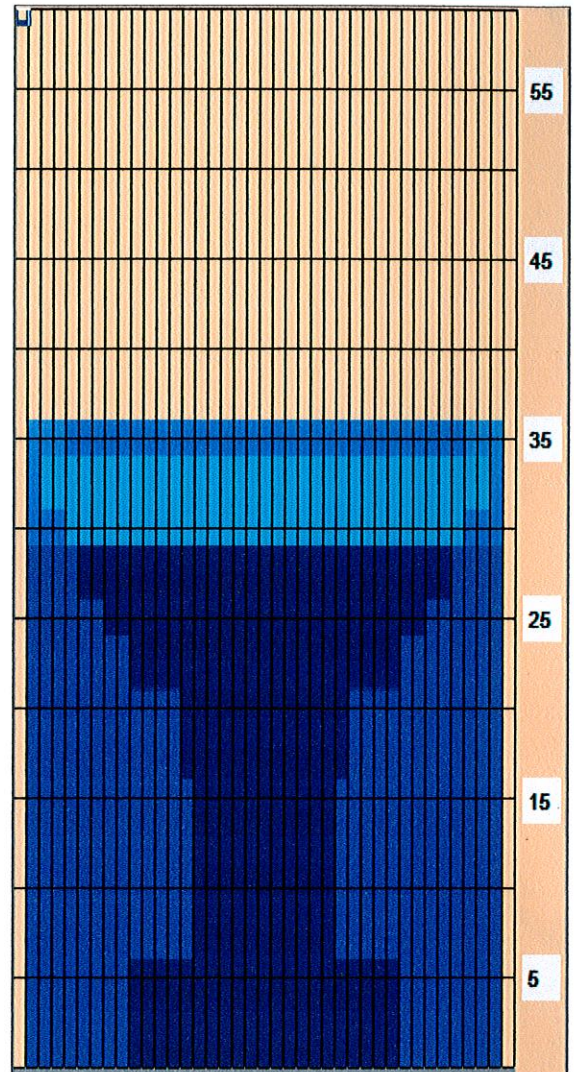
TransferType:
Type In or Select One

Forward

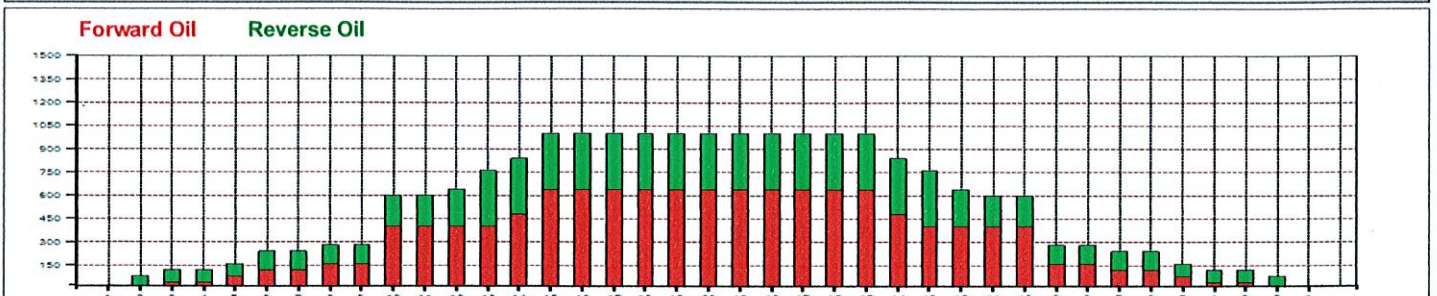
Reverse

Combined

Buff



Item	3L-7L:18L-18R	8L-12L:18L-18R	13L-17L:18L-18R	18L-18R:17R-13R	18L-18R:12R-8R	18L-18R:7R-3R
Description	Outside Track:Middle	Middle Track:Middle	Inside Track:Middle	Middle:Inside Track	Middle:Middle Track	Middle:Outside Track
Track Zone Ratio	5.68	2.08	1.09	1.09	2.08	5.68





Raise Your Glass 36ft

Oil Per Board: 40 uL

Oil Pattern Distance: 36 Feet

Volume Oil Total: 20.92 mL

Total Boards Crossed: 523 Boards

Forward Oil Total: 12.64 mL
Forward Boards Crossed: 316 Boards

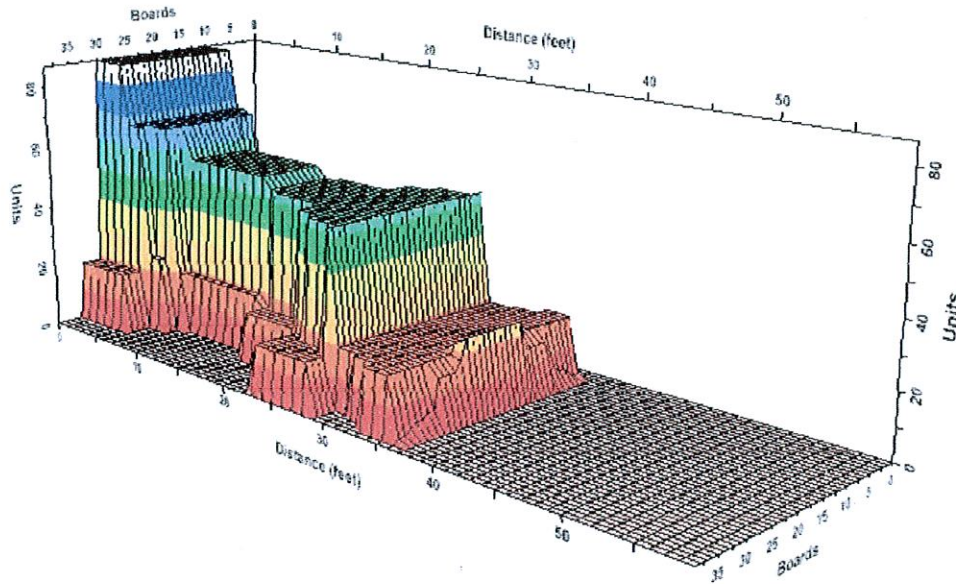
Reverse Oil Total: 8.28 mL
Reverse Boards Crossed: 207 Boards

	Start	Stop	Loads	Speed	Crossed	Start	End	Feet	T.Oil
1	10L	10R	3	10	63	0.0	2.8	2.8	2520
2	10L	10R	2	14	42	2.8	6.7	3.9	1680
3	15L	15R	2	18	22	6.7	11.6	5.1	680
4	15L	15R	2	18	22	11.6	16.9	5.1	680
5	14L	14R	2	18	26	16.9	22.0	5.1	1040
6	10L	10R	1	18	21	22.0	24.5	2.5	840
7	8L	8R	1	18	25	24.5	27.0	2.5	1000
8	6L	6R	1	18	29	27.0	29.5	2.5	1160
9	5L	5R	1	18	31	29.5	32.0	2.5	1240
10	3L	3R	1	18	35	32.0	34.5	2.5	1400
11	2L	2R	0	22	0	34.5	36.0	1.5	0

Navigation: Forward Reverse More

	Start	Stop	Loads	Speed	Crossed	Start	End	Feet	T.Oil
1	2L	2R	0	30	0	36.0	29.0	-7.0	0
2	2L	2R	1	22	37	29.0	25.9	-3.1	1480
3	2L	2R	1	22	37	25.9	22.8	-3.1	1480
4	10L	10R	2	22	42	22.8	18.6	-6.2	1680
5	13L	13R	2	18	30	18.6	11.5	-5.1	1200
6	13L	13R	1	18	15	11.5	9.0	-2.5	600
7	12L	12R	1	18	17	9.0	6.5	-2.5	680
8	6L	6R	1	18	29	6.5	4.0	-2.5	1160
9	2L	2R	0	18	0	4.0	0.0	-4.0	0

Navigation: Forward Reverse More



- Left 90°
- Left 45°
- Front 0°
- Front 45°
- Overhead
- Right 90°
- Right 45°