

# 50 Team Single Elimination



## King of the Hill

### PAYOUT

1st	\$360	# of Bowlers	76 (74 PP)
2nd	\$181	Cut Scores	Top 14: 574+
3rd	\$100		Top 50: 500+
4th	\$100		756
5th	\$50		Top Qualifier \$20
6th	\$50		Kevin Mikalowski
7th	\$50		
8th	\$50		
9th	\$25		
10th	\$25		
11th	\$25		

DATE: 6/27/14  
 Week # 6

DIL PATTERN  
 52ft Great Flood

GAME POT  
 for 3 game Qualifier

1st 49 2nd 25

EACH GAME PAYOUT

AWARD Scores

# King of the Hill

Sunday 10:00 am

## Stardust Bowl III Dyer, IN Tournament Results

	Total	Lane	Name	-1-	-2-	-3-	Total	+/-	200Average	True	Bracket	Side-Pots	Winnings
											Pay Out	Pay Out	Paid Out
1	756	36	Kevin Mikalouski	197	279	280	756	156	252.000		\$98.00		\$20 \$181
2	634	38	Jacob Kent	257	205	172	634	34	211.333	\$95.00	\$49.00		
3	630	34	Josh Toth	213	212	205	630	30	210.000	\$125.00			
4	610	20	Terence McQueen	167	221	222	610	10	203.333				
5	610	35	Daniel Payne	190	187	233	610	10	203.333		\$25.00		
6	607	28	Scott Dzierba	171	214	222	607	7	202.333				
7	597	39	Gary Clark Sr	193	180	224	597	-3	199.000	\$25.00			\$25
8	596	39	Mitch Katic	150	225	221	596	-4	198.667		\$25.00		
9	590	33	Ari Wilson	191	224	175	590	-10	196.667	\$45.00			
10	588	27	Eugene McCune	214	172	202	588	-12	196.000				\$100
11	587	31	John Riffle	196	190	201	587	-13	195.667	\$235.00			\$50
12	587	48	Jack Perry	205	177	205	587	-13	195.667	\$25.00			
13	579	21	Justin Hauser	207	204	168	579	-21	193.000	\$30.00			\$25
14	574	47	Ryan Keith	172	196	206	574	-26	191.333	\$100.00			\$360
15	572	42	Ryan Allender	227	142	203	572	-28	190.667				
16	571	34	Dennis Thompson	155	221	195	571	-29	190.333				
17	571	33	Andy Soukup	154	215	202	571	-29	190.333	\$100.00			
18	569	32	Kyle Anderson	169	192	208	569	-31	189.667	\$50.00			
19	568	11	Michael Dertz (Y)	168	186	214	568	-32	189.333				
20	562	48	Mark Timmons	209	182	171	562	-38	187.333				
21	557	19	Steven Thornton II	242	183	132	557	-43	185.667	\$30.00	\$25.00		
22	555	13	Tim Lobo	201	197	157	555	-45	185.000				
23	554	24	Michael James	150	189	215	554	-46	184.667				
24	551	41	Kevin McCune (Y)	172	206	173	551	-49	183.667				
25	548	12	Adam Keith	192	178	178	548	-52	182.667				\$50
26	547	43	Jonathan Payne (Y)	221	174	152	547	-53	182.333				
27	543	24	Kyle Krol (Y)	147	193	203	543	-57	181.000				\$25
28	540	25	Tyler Trombetta (Y)	182	179	179	540	-60	180.000				\$100
29	539	40	Elliot Smith	195	161	183	539	-61	179.667	\$45.00			
30	539	20	Justin Finnen (Y)	190	190	159	539	-61	179.667				
31	536	23	John Steller	148	172	216	536	-64	178.667				
32	534	15	Ryan McCoy	179	200	155	534	-66	178.000	\$10.00			
33	534	23	Dakota Vostry (Y)	152	189	193	534	-66	178.000				
34	530	15	David Beck	179	184	167	530	-70	176.667	\$10.00			
35	530	31	AJ Weedon (Y)	152	202	176	530	-70	176.667				
36	529	29	Vinnie Trombetta	164	154	211	529	-71	176.333				\$50
37	525	46	Bryan Thompson	134	220	171	525	-75	175.000	\$20.00			
38	524	27	Mark Schlink	174	182	168	524	-76	174.667				
39	523	38	Craig Keith	176	157	190	523	-77	174.333				
40	523	45	Ryan Hernandez	184	144	195	523	-77	174.333				
41	523	17	Al Dobrowolski	176	165	182	523	-77	174.333				
42	519	43	Bobby Schmidt	188	139	192	519	-81	173.000				
43	514	25	Perry Sibby	192	159	163	514	-86	171.333				
44	512	16	Nicole Powell (Y)	173	182	157	512	-88	170.667				
45	511	11	Cody Surges (Y)	162	155	194	511	-89	170.333				
46	511	44	Marissa Yadron	173	157	181	511	-89	170.333				
47	506	30	Devin Muzzillo	152	180	174	506	-94	168.667				\$50
48	503	30	Kym Gossett	173	163	167	503	-97	167.667				
49	501	26	AJ Flores	179	163	159	501	-99	167.000				
50	500	32	Kyle Hennelly	158	193	149	500	-100	166.667				
51	494	26	Paul Lundahl	148	167	179	494	-106	164.667				

Unlucky 13  
\$40 carryover  
↑ Byes ↑

↑ CUT ↑

	<u>Total</u>	<u>Lane</u>	<u>Name</u>	<u>-1-</u>	<u>-2-</u>	<u>-3-</u>	<u>Total</u>	<u>+/- 200</u>	<u>True Average</u>	<u>BracketSide-Pot</u>	<u>Winnings</u>
										<u>Pay Out</u>	<u>Pay Out</u>
										<u>Pay Out</u>	<u>Paid Out</u>
52	493	12	Tim Victor	105	167	221	493	-107	164.333		
53	488	42	Daniel Kimmer (Y)	201	162	125	488	-112	162.667		
54	478	13	Dusty Payne	168	173	137	478	-122	159.333		
55	476	37	Tyler Hansen (Y)	130	163	183	476	-124	158.667		
56	473	18	Derrick Bohn	175	173	125	473	-127	157.667		
57	457	40	Deon Jones Jr (Y)	139	146	172	457	-143	152.333		
58	456	29	Kevin Reyes	154	152	150	456	-144	152.000		
59	455	47	Josh Hill	155	136	164	455	-145	151.667		
60	454	14	Adam Wrycha (Y)	173	155	126	454	-146	151.333		
61	454	17	Andre Parker	160	136	158	454	-146	151.333		
62	453	18	Cody Parkhurst	174	123	156	453	-147	151.000		
63	453	16	Rich Workman	134	171	148	453	-147	151.000		
64	445	22	Logan Rosing (Y)	104	194	147	445	-155	148.333		
65	444	44	Aaron James	166	132	146	444	-156	148.000		
66	438	19	Trevor Gunther	124	154	160	438	-162	146.000		
67	435	46	Micah Carter	142	145	148	435	-165	145.000		
68	428	37	Brian Cast	135	152	141	428	-172	142.667		
69	428	36	Tyler Cook (Y)	158	136	134	428	-172	142.667		
70	427	21	Derek Comer	130	152	145	427	-173	142.333		
71	427	45	Carrington Sanders	132	180	115	427	-173	142.333		
72	425	35	David Rhoton	101	174	150	425	-175	141.667		
73	415	14	Keenan Straw	137	129	149	415	-185	138.333		
74	408	41	Daniel Cavanaugh	157	145	106	408	-192	136.000		
75	383	28	Deon Jones Sr	113	119	151	383	-217	127.667		
76	374	22	Gerly Sabin	122	116	136	374	-226	124.667		

# Great Flood 52ft



**Oil Pattern Distance:** 52 Feet      **Reverse Brush Drop:** 52      **Oil Per Board:** 40 uL  
**Forward Oil Total:** 21.36 mL      **Reverse Oil Total:** 8.32 mL      **Volume Oil Total:** 29.68 mL  
**Forward Boards Crossed:** 534 Boards      **Reverse Boards Crossed:** 208 Boards      **Total Boards Crossed:** 742 Boards

	Start	Stop	Loads	Speed	Crossed	Start	End	Feet	T.Oil
1	3L	3R	4	18	140	0.0	7.6	7.6	6600
2	3L	3R	1	18	35	7.6	10.1	2.5	1400
3	4L	4R	1	18	33	10.1	12.6	2.5	1320
4	4L	4R	1	18	33	12.6	15.1	2.5	1320
6	5L	5R	1	18	31	15.1	17.6	2.5	1240
6	5L	5R	1	18	31	17.6	20.1	2.5	1240
7	4L	4R	1	18	33	20.1	22.6	2.5	1320
8	4L	4R	1	18	33	22.6	25.1	2.5	1320
9	4L	4R	1	18	33	25.1	27.6	2.5	1320
10	4L	4R	1	18	33	27.6	30.1	2.5	1320
11	5L	5R	1	22	31	30.1	33.2	3.1	1240
12	4L	4R	1	22	33	33.2	36.3	3.1	1320
13	3L	3R	1	22	35	36.3	39.4	3.1	1400
14	2L	2R	0	22	0	39.4	45.0	5.6	0
16	2L	2R	0	22	0	45.0	62.0	7.0	0

	Start	Stop	Loads	Speed	Crossed	Start	End	Feet	T.Oil
1	2L	2R	0	22	0	52.0	40.0	-12.0	0
2	2L	2R	1	22	37	40.0	36.9	-3.1	1480
3	3L	3R	1	22	35	36.9	33.8	-3.1	1400
4	3L	3R	1	22	35	33.8	30.7	-3.1	1400
6	3L	3R	1	22	35	30.7	27.6	-3.1	1400
6	4L	4R	1	22	33	27.6	24.5	-3.1	1320
7	4L	4R	1	22	33	24.5	21.4	-3.1	1320
8	2L	2R	0	18	0	21.4	0.0	-21.4	0

**Conditioner:**  
 Type In or Select One

**TransferType:**  
 Type In or Select One

Forward



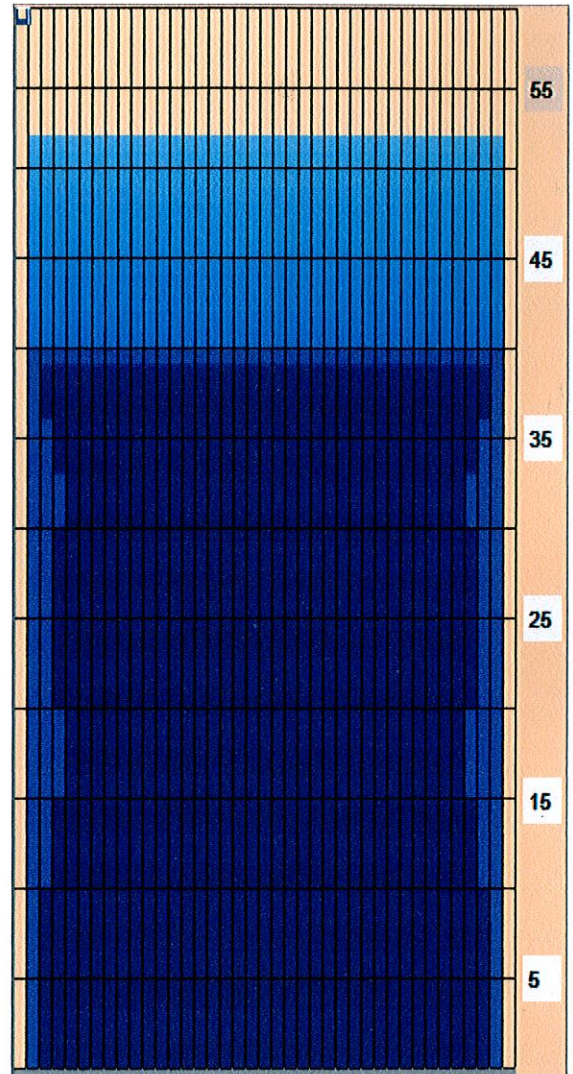
Reverse



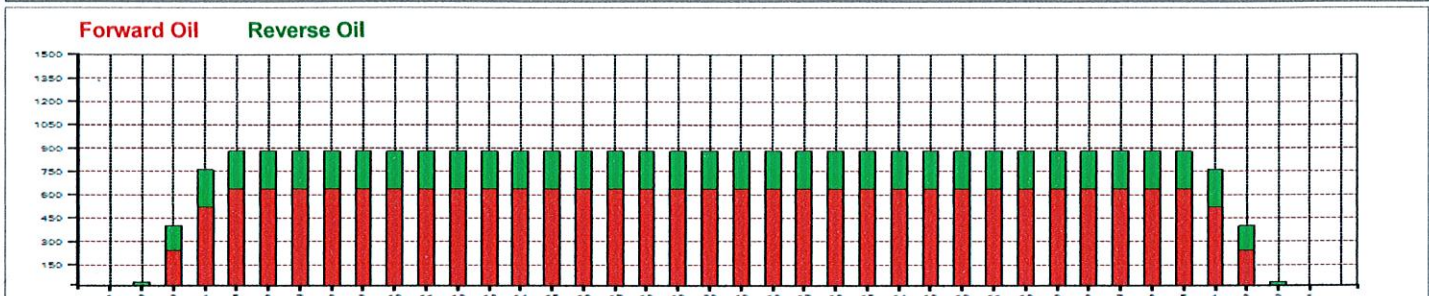
Combined



Buff



Item	3L-7L:18L-18R	8L-12L:18L-18R	13L-17L:18L-18R	18L-18R:17R-13R	18L-18R:12R-8R	18L-18R:7R-3R
Description	Outside Track:Middle	Middle Track:Middle	Inside Track:Middle	Middle: Inside Track	Middle:Middle Track	Middle:Outside Track
Track Zone Ratio	1.16	1	1	1	1	1.16





# Great Flood 52ft

Oil Per Board: 40 uL

Oil Pattern Distance: 52 Feet

Volume Oil Total: 29.68 mL

Total Boards Crossed: 742 Boards

Forward Oil Total:

21.36 mL

Reverse Oil Total:

8.32 mL

Forward Boards Crossed: 534 Boards

Reverse Boards Crossed:

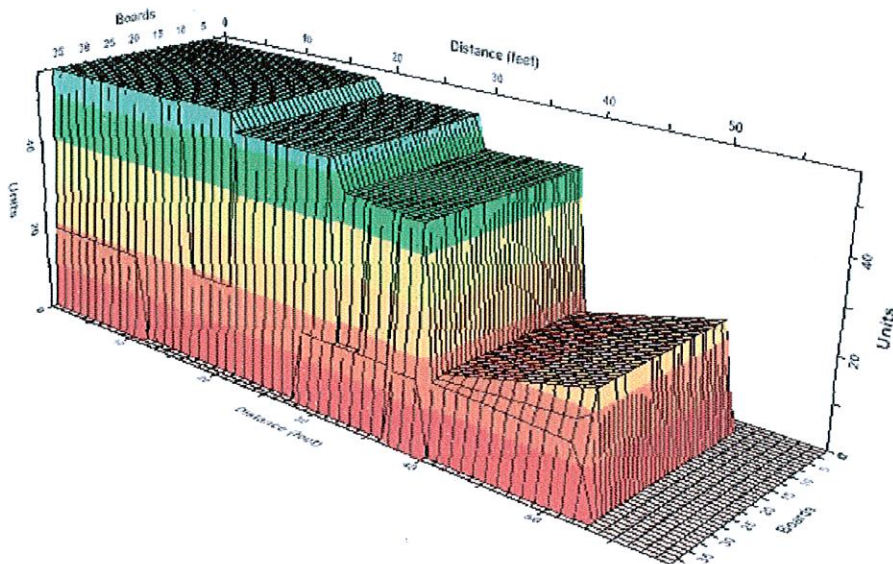
208 Boards

	Start	Stop	Loads	Speed	Crossed	Start	End	Feet	T.Oil
1	3L	3R	4	18	140	0.0	7.6	7.6	5800
2	3L	3R	1	18	35	7.6	10.1	2.5	1400
3	4L	4R	1	18	33	10.1	12.6	2.5	1320
4	4L	4R	1	18	33	12.6	15.1	2.5	1320
5	5L	5R	1	18	31	15.1	17.6	2.5	1240
6	5L	5R	1	18	31	17.6	20.1	2.5	1240
7	4L	4R	1	18	33	20.1	22.6	2.5	1320
8	4L	4R	1	18	33	22.6	25.1	2.5	1320
9	4L	4R	1	18	33	25.1	27.6	2.5	1320
10	4L	4R	1	18	33	27.6	30.1	2.5	1320
11	5L	5R	1	22	31	30.1	33.2	3.1	1240
12	4L	4R	1	22	33	33.2	36.3	3.1	1320
13	3L	3R	1	22	35	36.3	39.4	3.1	1400
14	2L	2R	0	22	0	39.4	46.0	6.6	0
15	2L	2R	0	22	0	46.0	62.0	7.0	0

Navigation: Forward Reverse More

	Start	Stop	Loads	Speed	Crossed	Start	End	Feet	T.Oil
1	2L	2R	0	22	0	52.0	40.0	-12.0	0
2	2L	2R	1	22	37	40.0	36.9	-3.1	1480
3	3L	3R	1	22	35	36.9	33.8	-3.1	1400
4	3L	3R	1	22	35	33.8	30.7	-3.1	1400
5	3L	3R	1	22	35	30.7	27.6	-3.1	1400
6	4L	4R	1	22	33	27.6	24.5	-3.1	1320
7	4L	4R	1	22	33	24.5	21.4	-3.1	1320
8	2L	2R	0	18	0	21.4	0.0	-21.4	0

Navigation: Forward Reverse More



- Left 90°
- Left 45°
- Front 0°
- Front 45°
- Overhead
- Right 90°
- Right 45°