

# 50 Team Single Elimination



## King of the Hill

### PAYOUT

1st	\$315	# of Bowlers
2nd	\$160	62 (60 PD)
3rd	\$80	Cut Scores
4th	\$80	Top 14: 585+
5th	\$40	Top 50: 484+
6th	\$40	
7th	\$40	
8th	\$40	
9th	\$25	
672		Top Qualifier \$20
		John Verbach

DATE: 7/11/14  
Week # 7

DIL PATTERN  
25ft Spacks Ply

GAME POT  
for 3 game Qualifier

1st \$40 2nd \$20

EACH GAME PAYOUT

AWARD Scores

# King of the Hill

Sunday 10:00 am

## Stardust Bowl III Dyer, IN

### Tournament Results

	Total	Lane	Name	-1-	-2-	-3-	Total	+/-	True 200Average	Bracket Pay Out	Side-Pot Pay Out	Winings Paid Out
1	672	35	John Verbich	193	234	245	672	72	224.000	\$325.00	\$20.00	+20
2	662	37	Tony Canzona	179	246	237	662	62	220.667		20.00	
3	657	32	Jeff Snuffer	225	253	179	657	57	219.000	\$90.00	\$40.00	
4	656	26	Craig Keith	215	226	215	656	56	218.667	\$85.00		1/60
5	650	42	Tiger Tony Tanet	227	203	220	650	50	216.667	\$50.00	\$20.00	
6	646	41	Dane Smith (Y)	174	207	265	646	46	215.333		\$40.00	
7	629	29	Kayla Riffle	245	235	149	629	29	209.667		\$40.00	
8	628	15	AJ Weedon (Y)	205	235	188	628	28	209.333			
9	624	17	Paul Ridenour	224	174	226	624	24	208.000			
10	602	40	Elliot Smith	225	222	155	602	2	200.667	\$80.00		
11	602	16	Matt Scherer	190	208	204	602	2	200.667			
12	598	22	Tyler Trombetta (Y)	201	189	208	598	-2	199.333			
13	596	18	Ryan Keith	176	193	227	596	-4	198.667	\$85.00		
14	585	28	Tyler Hansen (Y)	211	160	214	585	-15	195.000			\$40
15	584	33	Marissa Yadron	200	182	202	584	-16	194.667			
16	582	14	Jerry James	157	202	223	582	-18	194.000			\$25
17	580	37	Tim Lobo	192	185	203	580	-20	193.333			
18	569	34	David Beck	184	159	226	569	-31	189.667			
19	569	15	Rich Workman	170	205	194	569	-31	189.667			
20	568	13	Michael James	198	179	191	568	-32	189.333			
21	568	25	John Riffle	182	177	209	568	-32	189.333			\$40
22	565	33	Al Dobrowolski	200	194	171	565	-35	188.333	\$20.00		\$80
23	556	48	Stephen Bennett Jr	181	183	192	556	-44	185.333			
24	554	29	Bobby Schmidt	189	178	187	554	-46	184.667			
25	552	20	Vinnie Trombetta	170	223	159	552	-48	184.000			
26	547	11	Eric Martin	177	202	168	547	-53	182.333			
27	546	20	Adam Keith	193	187	166	546	-54	182.000			
28	546	43	Jessica Sellers (Y)	192	149	205	546	-54	182.000			
29	545	44	Carly Larson (Y)	177	186	182	545	-55	181.667			
30	543	27	Justin Hauser	159	197	187	543	-57	181.000			
31	542	13	Josh Toth	155	160	227	542	-58	180.667			
32	539	12	John Steller	169	212	158	539	-61	179.667			\$80
33	536	18	Scott Dzierba	157	179	200	536	-64	178.667			
34	534	23	Gary Clark Sr	165	207	162	534	-66	178.000			\$315
35	525	11	Glenn Schwandt	162	184	179	525	-75	175.000			
36	525	22	Rob Krooswyk	169	200	156	525	-75	175.000			
37	522	21	Paul Lundahl	200	151	171	522	-78	174.000			
38	522	19	Shawn Sprouse	123	243	156	522	-78	174.000			
39	521	17	Aaron James	160	171	190	521	-79	173.667			
40	515	27	Mitch Katic	144	166	205	515	-85	171.667			
41	513	21	Ryan Hernandez	163	196	154	513	-87	171.000			\$40
42	512	14	Johnny Gorches	195	173	144	512	-88	170.667			\$40
43	510	38	Keith Betts	138	184	188	510	-90	170.000			
44	509	35	Kym Gossett	180	169	160	509	-91	169.667			
45	508	43	Ryan Allender	135	174	199	508	-92	169.333			
46	505	23	Brian Cast	168	153	184	505	-95	168.333			
47	500	47	Perry Sibby	165	162	173	500	-100	166.667			
48	498	31	Kevin Reyes	167	150	181	498	-102	166.000			
49	489	31	Tony Urbanski	140	169	180	489	-111	163.000			
50	484	39	Corey Duck (Y)	144	195	145	484	-116	161.333			
51	480	46	Kevin Mikalowski	152	134	194	480	-120	160.000			

	<u>Total</u>	<u>Lane</u>	<u>Name</u>	<u>-1-</u>	<u>-2-</u>	<u>-3-</u>	<u>Total</u>	<u>+/- 200</u>	<u>True Average</u>	<u>Bracket</u>	<u>Side-Pot</u>	<u>Winnings</u>
										<u>Pay Out</u>	<u>Pay Out</u>	<u>Paid Out</u>
52	474	25	Lauren Hart	184	165	125	474	-126	158.000			
53	464	41	AJ Flores	164	151	149	464	-136	154.667			
54	463	45	Cody Parkhurst	164	133	166	463	-137	154.333			
55	458	39	Cortni Workman	141	136	181	458	-142	152.667			
56	457	16	Mike Charaus	166	159	132	457	-143	152.333			
57	457	30	Christina James	160	129	168	457	-143	152.333			
58	450	47	Steven Thornton II	150	128	172	450	-150	150.000			
59	450	45	Carl Johnson	159	128	163	450	-150	150.000			
60	431	36	Ciara Lafata	141	147	143	431	-169	143.667			
61	393	19	Tyler Cook (Y)	130	140	123	393	-207	131.000			
62	166	24	Andrew Kammer	132	33	1	166	-434	55.333			



# Sparks Fly 25ft



<b>Oil Pattern Distance:</b>	<b>25 Feet</b>	<b>Reverse Brush Drop:</b>	<b>25</b>	<b>Oil Per Board:</b>	<b>40 uL</b>
<b>Forward Oil Total:</b>	<b>2.72 mL</b>	<b>Reverse Oil Total:</b>	<b>4.04 mL</b>	<b>Volume Oil Total:</b>	<b>6.76 mL</b>
<b>Forward Boards Crossed:</b>	<b>68 Boards</b>	<b>Reverse Boards Crossed:</b>	<b>101 Boards</b>	<b>Total Boards Crossed:</b>	<b>169 Boards</b>

	Start	Stop	Loads	Speed	Crossed	Start	End	Feet	T.Oil
1	2L	2R	1	22	37	0.0	0.0	0.0	1480
2	5L	5R	1	26	31	0.0	3.6	3.6	1240
3	2L	2R	0	26	0	3.6	13.0	9.4	0
4	2L	2R	0	26	0	13.0	17.0	4.0	0
5	2L	2R	0	30	0	17.0	25.0	8.0	0

Navigation: Forward Reverse More

	Start	Stop	Loads	Speed	Crossed	Start	End	Feet	T.Oil
1	2L	2R	0	30	0	25.0	16.0	-9.0	0
2	5L	5R	1	30	31	16.0	11.8	-4.2	1240
3	4L	4R	1	26	33	11.8	8.2	-3.6	1320
4	2L	2R	1	22	37	8.2	5.1	-3.1	1480
5	2L	2R	0	14	0	5.1	0.0	-5.1	0

Navigation: Forward Reverse More

Conditioner:  
Type In or Select One

TransferType:  
Type In or Select One

Forward



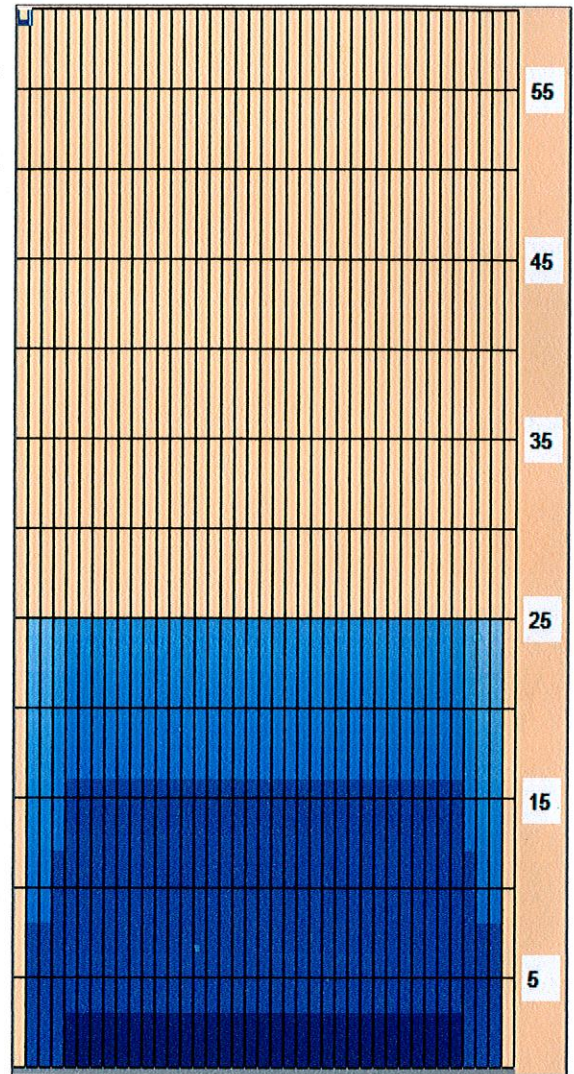
Reverse



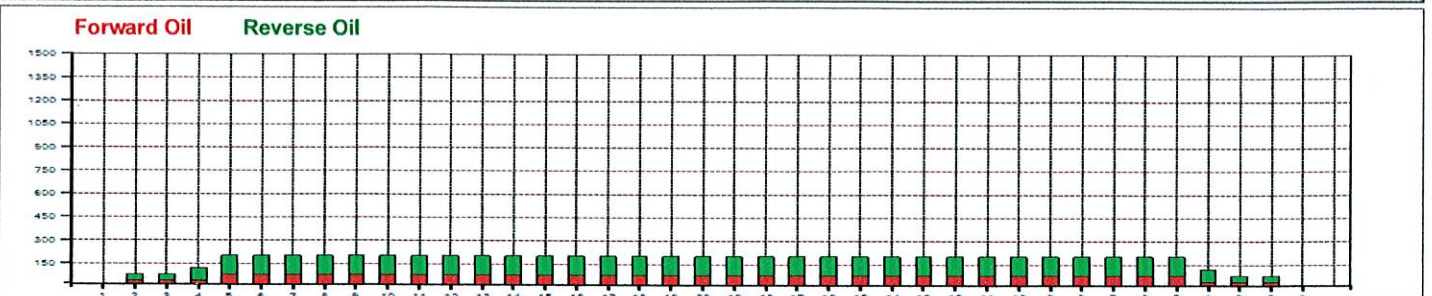
Combined



Buff



Item	3L-7L:18L-18R	8L-12L:18L-18R	13L-17L:18L-18R	18L-18R:17R-13R	18L-18R:12R-8R	18L-18R:7R-3R
Description	Outside Track:Middle	Middle Track:Middle	Inside Track:Middle	Middle:Inside Track	Middle:Middle Track	Middle:Outside Track
Track Zone Ratio	1.25	1	1	1	1	1.25





# Sparks Fly 25ft

Oil Per Board: 40 uL

Oil Pattern Distance: 25 Feet

Volume Oil Total: 6.76 mL

Total Boards Crossed: 169 Boards

Forward Oil Total: 2.72 mL  
Forward Boards Crossed: 68 Boards

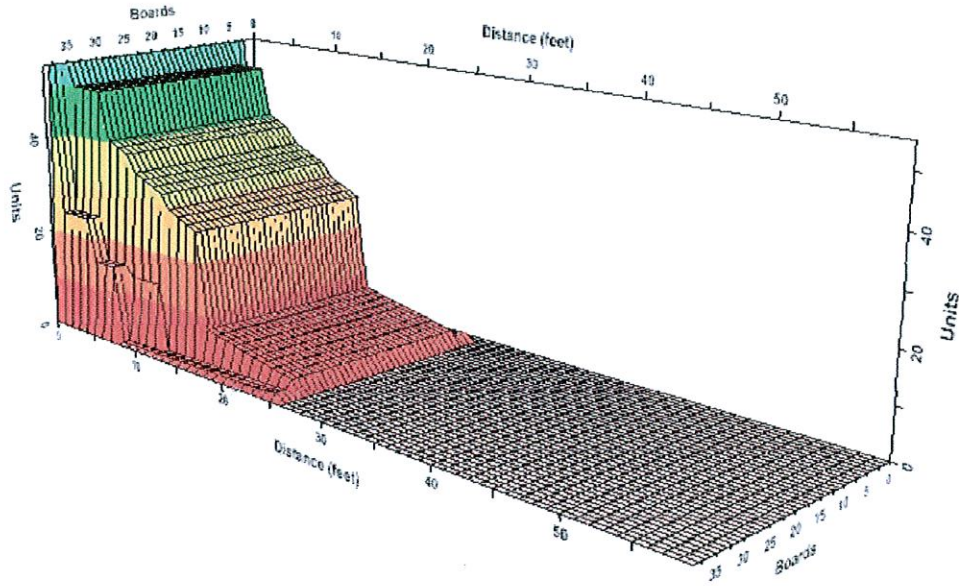
Reverse Oil Total: 4.04 mL  
Reverse Boards Crossed: 101 Boards

	Start	Stop	Loads	Speed	Crossed	Start	End	Feet	T.Oil
1	2L	2R	1	22	37	0.0	0.0	0.0	1480
2	5L	5R	1	26	31	0.0	3.6	3.6	1240
3	2L	2R	0	26	0	3.6	13.0	9.4	0
4	2L	2R	0	26	0	13.0	17.0	4.0	0
5	2L	2R	0	30	0	17.0	25.0	8.0	0

Navigation: Forward Reverse More

	Start	Stop	Loads	Speed	Crossed	Start	End	Feet	T.Oil
1	2L	2R	0	30	0	25.0	16.0	-9.0	0
2	5L	5R	1	30	31	16.0	11.8	-4.2	1240
3	4L	4R	1	26	33	11.8	8.2	-3.6	1320
4	2L	2R	1	22	37	8.2	5.1	-3.1	1480
5	2L	2R	0	14	0	5.1	0.0	-5.1	0

Navigation: Forward Reverse More



- Left 90°
- Left 45°
- Front 0°
- Front 45°
- Overhead
- Right 90°
- Right 45°