

# 50 Team Single Elimination



## King of the Hill

### PAYOUT

1st	\$400
2nd	\$200
3rd	\$114
4th	\$114
5th	\$60
6th	\$60
7th	\$60
8th	\$60
9th	\$25
10th	\$25
11th	\$25
12th	\$25
13th	\$25
14th	\$25
15th	\$25
16th	\$25

# of Bowlers	95 (92 pot)
Cut Scores	Top 14: 652+
	Top 50: 562+
	7/5
Top Qualifier	\$20
	Eugene McCune

DATE: 6/6/14  
 WEEK # 3

DIL PATTERN  
 39ft Shock Master

GAME POT  
 for 3 game Qualifier  
 1st \$50 2nd \$25 3rd \$17

EACH GAME PAYOUT  
 AWARD Scores

# King of the Hill

Sunday 10:00 am

## Stardust Bowl III Dyer, IN

### Tournament Results

	Total	Lane	Name	-1-	-2-	-3-	Total	+/-	200Average	True	Bracket	Side-Pot	Winnings
											Pay Out	Pay Out	Paid Out
1	715	25	Eugene McCune	257	245	213	715	115	238.333	\$485.00	\$67.00	\$20	\$400
2	712	32	Chuck Podkul	220	232	260	712	112	237.333	\$325.00	\$25.00		\$60
3	700	11	Mitch Katic	188	278	234	700	100	233.333	\$130.00	\$50.00		\$25
4	698	41	John Verbich	182	237	279	698	98	232.667	\$50.00	\$50.00		
5	677	27	Brett Wagner	223	234	220	677	77	225.667				\$60
6	674	34	Blaine Allred	226	203	245	674	74	224.667	\$25.00			\$25
7	673	48	Trent Mitchell (Y)	201	236	236	673	73	224.333				\$25
8	670	17	AJ Roche	208	242	220	670	70	223.333				
9	669	11	Kevin Rush	203	209	257	669	69	223.000		17		\$60
10	666	48	Devin Muzzillo	227	233	206	666	66	222.000	\$10.00			\$114
11	657	47	Jeremy Knowlton (Y)	212	232	213	657	57	219.000				
12	655	46	Remon Knowlton	212	177	230	655	55	218.333		17		
13	653	19	Diamond Bunton	247	236	170	653	53	217.667				
14	652	33	Allison Sellers	224	244	184	652	52	217.333				\$60
15	651	29	Maggie Suchoski	176	235	240	651	51	217.000				
16	651	16	Ryan Keith	209	235	207	651	51	217.000	\$70.00			
17	650	14	Kevin Kullman	216	202	232	650	50	216.667				\$25
18	630	25	Al Dobrowski	194	246	190	630	30	210.000	\$20.00	\$25.00		
19	629	30	Mike Kubacki Sr	196	200	233	629	29	209.667	\$25.00			
20	627	11	Cole Johnson	200	224	203	627	27	209.000	\$10.00			
21	626	37	Bobby Schmidt	234	162	230	626	26	208.667				\$25
22	626	38	John Riffle	213	211	202	626	26	208.667	\$135.00			
23	625	28	Justin Hauser	213	234	178	625	25	208.333	\$30.00			\$200
24	624	36	Scott Dzierba	235	198	191	624	24	208.000				
25	624	19	Tim Lobo	255	164	205	624	24	208.000		\$25.00		
26	623	33	Daniel Payne	226	212	185	623	23	207.667				\$25
27	623	22	Rob Krooswyk	246	216	161	623	23	207.667	\$40.00			
28	618	15	Kyle Hennelly	209	196	213	618	18	206.000				
29	616	47	Justin Meagher	202	201	213	616	16	205.333				
30	610	43	Andy Soukup	164	242	204	610	10	203.333	\$10.00			
31	609	12	Paul Lundahl	205	232	172	609	9	203.000				
32	604	36	Jason Mulvihill	227	203	174	604	4	201.333				
33	600	45	Jacob Wright	188	236	176	600		200.000	\$10.00			
34	597	13	Nate Sipe	234	191	172	597	-3	199.000				
35	595	33	Kym Gossett	194	215	186	595	-5	198.333				
36	593	20	Jerry Marrs	224	166	203	593	-7	197.667				\$114
37	590	21	Craig Keith	202	168	220	590	-10	196.667	\$25.00			
38	590	31	Josh Hill	204	159	227	590	-10	196.667				
39	589	26	John Holland	205	212	172	589	-11	196.333				
40	589	27	Justin Young	145	198	246	589	-11	196.333				
41	587	46	Dylon Rabe	212	184	191	587	-13	195.667				
42	586	13	Randy Vania	193	175	218	586	-14	195.333				
43	584	23	Arthur Harris	222	160	202	584	-16	194.667				
44	582	16	Matt Scherer	227	171	184	582	-18	194.000				
45	572	22	Carly Larson (Y)	208	193	171	572	-28	190.667				\$25
46	572	25	Tyler Hansen (Y)	190	178	204	572	-28	190.667				
47	566	29	Brooke Peterson	220	143	203	566	-34	188.667				\$25
48	566	44	Chuck Ford	167	204	195	566	-34	188.667				
49	563	12	AJ Flores	228	215	120	563	-37	187.667				
50	562	37	Bryan Blair	217	151	194	562	-38	187.333				
51	562	24	Steven Thornton II	197	194	171	562	-38	187.333				

	<u>Total</u>	<u>Lane</u>	<u>Name</u>	<u>-1-</u>	<u>-2-</u>	<u>-3-</u>	<u>Total</u>	<u>+/- 200</u>	<u>True Average</u>	<u>BracketSide-Pot</u>	<u>Winnings</u>
										<u>Pay Out</u>	<u>Pay Out</u>
										<u>Pay Out</u>	<u>Paid Out</u>
52	557	35	AJ Weedon	181	143	233	557	-43	185.667		
53	554	26	Renard Johnson	192	159	203	554	-46	184.667		
54	552	39	Jeff Snuffer	216	196	140	552	-48	184.000		
55	547	40	Elliot Smith	206	134	207	547	-53	182.333		
56	545	39	Vinnie Trombetta	186	181	178	545	-55	181.667		
57	545	32	Margaret Ventrella	186	203	156	545	-55	181.667		
58	542	21	Andrew Kammer	195	193	154	542	-58	180.667		
59	542	44	John Lubarski	172	193	177	542	-58	180.667		
60	541	31	Tyler Trombetta (Y)	168	204	169	541	-59	180.333		
61	541	21	David Beck	163	167	211	541	-59	180.333		
62	540	28	Justin Finnen (Y)	212	181	147	540	-60	180.000		
63	536	40	Greg Vankanegan	228	152	156	536	-64	178.667		
64	535	29	Adam Keith	177	179	179	535	-65	178.333		
65	532	19	Aaron Lintz	164	184	184	532	-68	177.333		
66	531	13	Candice Tovo	214	184	133	531	-69	177.000		
67	527	20	Gary Clark Sr	192	143	192	527	-73	175.667		
68	527	14	Randy Mewes	155	169	203	527	-73	175.667		
69	526	34	Jerry James	181	189	156	526	-74	175.333		
70	521	37	Kyle Anderson	158	157	206	521	-79	173.667		
71	521	23	Dane Smith (Y)	187	151	183	521	-79	173.667		
72	520	15	Cody Parkhurst	222	145	153	520	-80	173.333		
73	514	30	Logan Rosing (Y)	170	165	179	514	-86	171.333		
74	511	23	Jonathan Payne (Y)	169	158	184	511	-89	170.333		
75	509	24	Jacob Glass	155	209	145	509	-91	169.667		
76	504	17	Kevin Reyes	145	162	197	504	-96	168.000		
77	503	43	Kierstyn Rush (Y)	205	128	170	503	-97	167.667		
78	501	35	Michael Velesovsky (Y)	136	182	183	501	-99	167.000		
79	490	27	Alex Dunlap III	140	164	186	490	-110	163.333		
80	489	35	Stephen Bennett	135	180	174	489	-111	163.000		
81	487	41	Brian Cast	170	170	147	487	-113	162.333		
82	487	39	Dave Latta Jr	119	190	178	487	-113	162.333		
83	473	17	Ryan Duncan	193	144	136	473	-127	157.667		
84	471	18	Max Harmon	165	136	170	471	-129	157.000		
85	468	45	TJ Freeborn	170	175	123	468	-132	156.000		
86	453	41	Tony Melia	147	149	157	453	-147	151.000		
87	449	15	Brian Idzior	123	155	171	449	-151	149.667		
88	448	38	Bob Grose	162	152	134	448	-152	149.333		
89	433	43	Tim Turensek	145	187	101	433	-167	144.333		
90	431	18	Matt Birkenheier	115	132	184	431	-169	143.667		
91	430	45	Jessica Sellers (Y)	145	115	170	430	-170	143.333		
92	426	42	Jason Banicki	135	151	140	426	-174	142.000		
93	425	31	Ciara Lafata	125	165	135	425	-175	141.667		
94	372	42	Marty Freeborn (Y)	146	140	86	372	-228	124.000		

# Shock Master 39ft



<b>Oil Pattern Distance:</b>	<b>40 Feet</b>	<b>Reverse Brush Drop:</b>	<b>40</b>	<b>Oil Per Board:</b>	<b>40 uL</b>
<b>Forward Oil Total:</b>	<b>18.8 mL</b>	<b>Reverse Oil Total:</b>	<b>9.36 mL</b>	<b>Volume Oil Total:</b>	<b>28.16 mL</b>
<b>Forward Boards Crossed:</b>	<b>470 Boards</b>	<b>Reverse Boards Crossed:</b>	<b>234 Boards</b>	<b>Total Boards Crossed:</b>	<b>704 Boards</b>

Start	Stop	Loads	Speed	Crossed	Start	End	Feet	T.Oil
1	2L 2R	10	14	370	0.0	17.8	17.8	14800
2	5L 5R	1	18	31	17.8	20.3	2.5	1240
3	7L 7R	1	18	27	20.3	22.8	2.5	1080
4	9L 9R	1	18	23	22.8	25.3	2.5	920
5	11L 11R	1	18	19	25.3	27.8	2.5	760
6	2L 2R	0	26	0	27.8	40.0	12.2	0

Navigation: Forward Reverse More

Start	Stop	Loads	Speed	Crossed	Start	End	Feet	T.Oil
1	2L 2R	0	30	0	40.0	39.0	-1.0	0
2	7L 7R	2	18	54	39.0	33.9	-5.1	2160
3	6L 6R	3	18	87	33.9	26.3	-7.6	3480
4	5L 5R	3	18	93	26.3	18.7	-7.6	3720
5	2L 2R	0	18	0	18.7	0.0	-18.7	0

Navigation: Forward Reverse More

Conditioner:  
Type In or Select One

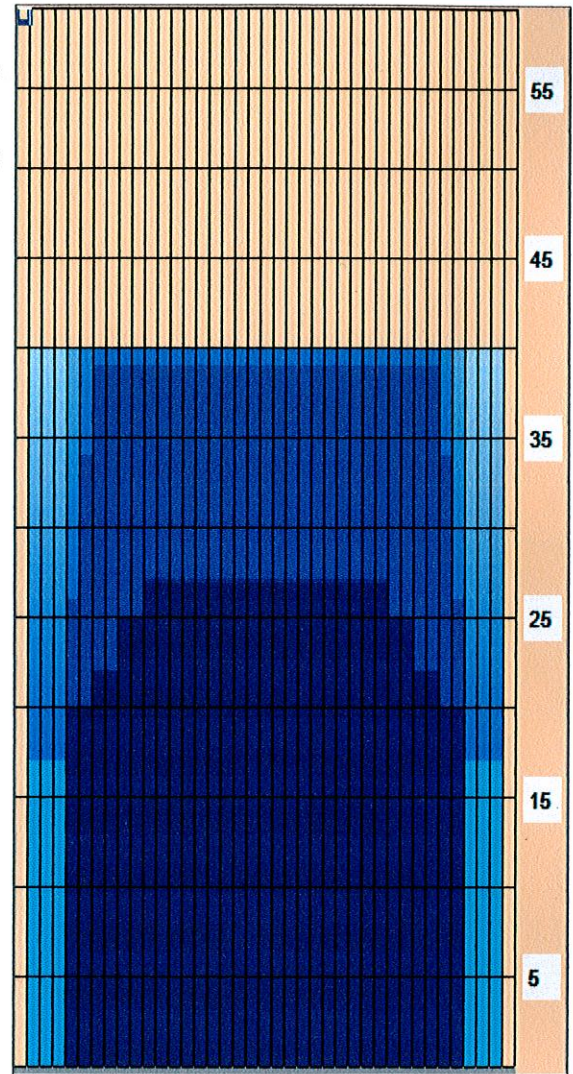
TransferType:  
Type In or Select One

Forward

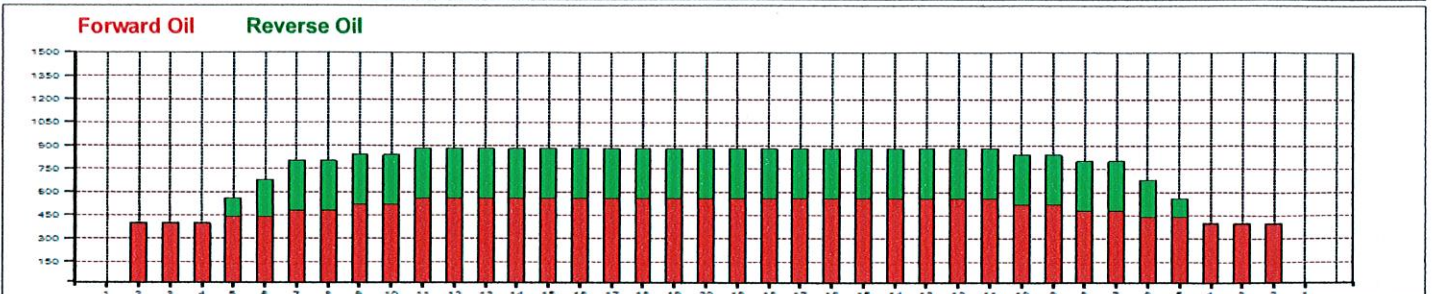
Reverse

Combined

Buff



Item	3L-7L:18L-18R	8L-12L:18L-18R	13L-17L:18L-18R	18L-18R:17R-13R	18L-18R:12R-8R	18L-18R:7R-3R
Description	Outside Track:Middle	Middle Track:Middle	Inside Track:Middle	Middle:Inside Track	Middle:Middle Track	Middle:Outside Track
Track Zone Ratio	1.55	1.04	1	1	1.04	1.55





# Shock Master 39ft

Oil Per Board: 40 uL

Oil Pattern Distance: 40 Feet

Volume Oil Total: 28.16 mL

Total Boards Crossed: 704 Boards

Forward Oil Total: 18.8 mL

Forward Boards Crossed: 470 Boards

Reverse Oil Total: 9.36 mL

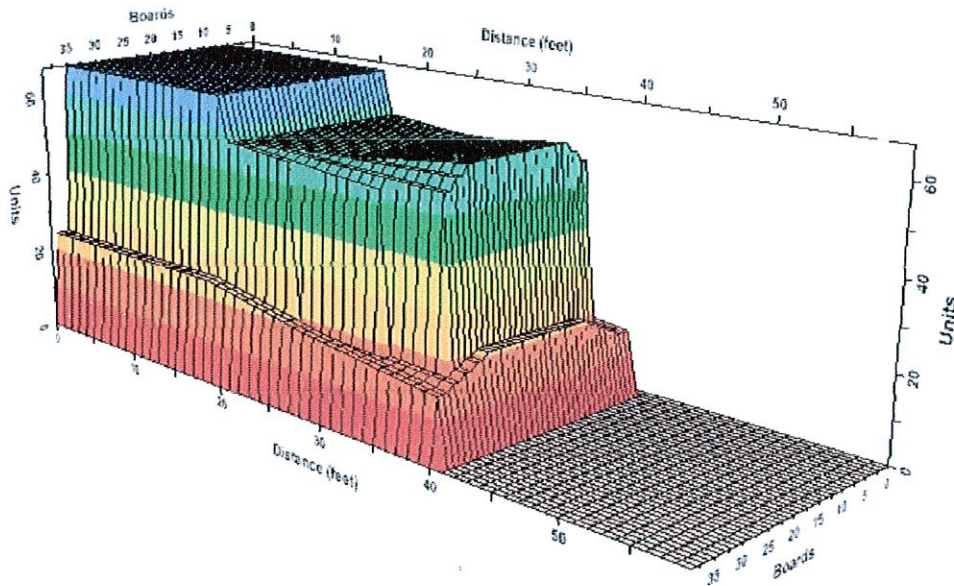
Reverse Boards Crossed: 234 Boards

	Start	Stop	Loads	Speed	Crossed	Start	End	Feet	T.Oil
1	2L	2R	10	14	370	0.0	17.8	17.8	14800
2	5L	5R	1	18	31	17.8	20.3	2.5	1240
3	7L	7R	1	18	27	20.3	22.8	2.5	1080
4	9L	9R	1	18	23	22.8	25.3	2.5	920
5	11L	11R	1	18	19	25.3	27.8	2.5	760
6	2L	2R	0	26	0	27.8	40.0	12.2	0

Navigation: Forward Reverse More

	Start	Stop	Loads	Speed	Crossed	Start	End	Feet	T.Oil
1	2L	2R	0	30	0	40.0	39.0	-1.0	0
2	7L	7R	2	18	54	39.0	33.9	-5.1	2160
3	6L	6R	3	18	87	33.9	26.3	-7.6	3480
4	5L	5R	3	18	93	26.3	18.7	-7.6	3720
5	2L	2R	0	18	0	18.7	0.0	-18.7	0

Navigation: Forward Reverse More



- Left 90°
- Left 45°
- Front 0°
- Front 45°
- Overhead
- Right 90°
- Right 45°